

6   Listen and write


Andrew, his mum, his dad and his sister are doing some jobs around the house. Listen and find out which ones. Complete the sentences:

1. Mum is .....
2. Andrew is .....
3. Dad is .....
4. Amy is .....



7   Read and write (+app. I)

For this task, work in groups of 4-6 students. You have got 10 minutes to look at the picture and write as many sentences as you can about what the children **are doing**. The group that writes the **most correct sentences** is the **winner**.



# Lesson 2:

## What do you do?

### 1 Warm - up

☀ Do your parents work? What does your father do? What does your mother do? Do you like their job? What would you like to do when you grow up?

### 2 Listen, read and find

Mrs Stathaki wants her pupils to write about their parents' jobs. This is what Andrew and Sophia are writing about their parents. Listen, read and find out: "What does Andrew's mother do?"

My dad's a doctor and works in a hospital. Look at him in this picture. He is examining a patient.



My mum's an English teacher and works in a school. Look at her in this picture. She is correcting her pupils' tests.



My mum is a hairdresser and works in a beauty salon. Look at her in this picture. She is cutting a woman's hair.



My dad is a bus driver and drives his bus around the city. Look at him in this picture. He is driving his bus in Athens.



You've got 1 minute to find the secret word. It's the job that Andrew wants to do when he grows up. Write the word:..... Then, count the letters and write down your score:.....



3 New words!

Andrew's classmates are talking about their parents and the jobs they do. Match the pictures to the words. Then, write the correct pair in the box:



1.



2.



3.

a. waiter  
d. policeman

b. reporter  
e. shop assistant

c. baker  
f. nurse



4.



5.



6.

1)....., 2)....., 3)....., 4)....., 5)....., 6).....,

- That's my mum in this picture. She is giving some clothes to a customer Betty
- This is his police car and he's standing near it Betty
- My dad is baking bread in this picture Kate
- My mum is giving some medicine to a man in this picture Kate
- My dad works in a restaurant. In this picture he is serving people Nick
- My mum is taking an interview in this picture Nick

## 4 Listen and write

Listen to these people. Find out what they do:

1. George is a.....
2. Ann is a.....
3. Jack is a.....
4. Sam is a.....
5. Mary is a.....



## 5 Let's play!

### What's Peter doing?



Play the game in two teams.

Write the names of one place (e.g. park, school, hospital) or one thing

(e.g. basketball,

sandwich, book) on a small slip of paper. Put your slips in a bag. Each member from each team draws a slip from the bag and says:

- ✧ *Andrew **is** at the **park**. What's he doing?*
- ✧ *Nick **has got** a **book**. What's he doing?*

A member from the other team guesses what Peter is doing.

- ✧ *He is playing football*
- ✧ *He is reading*



If your guess is suitable for the place or the thing, you win one point. Play the game for 15 minutes. The team with the most points is **the winner!**



6 Write

Read the information about this person's job and write about him. What is he doing in this picture?

Name: **Neil White**  
 Job: **firefighter**  
 Place of work: **fire station**  
 Special clothes: **red uniform**  
 Duties: **driving a fire engine, putting out fires**



\* Neil White is a .....and works .....  
 In this picture he is wearing .....  
 and he is .....


Now, interview your classmate next to you about his/her mother's/father's job. Write the answers:



Name:.....  
 Job: .....  
 Place of work: .....  
 Special clothes:.....  
 Duties:.....



Write about your classmate's father/mother and draw his/her picture in this box. What is he/she doing in your picture?



\* .....  
 is a .....  
 .....  
 and works.....  
 In this picture.....  
 .....

# Lesson 3:

## Tell me about your job

### Crosscurricular Project



Work in groups. You can choose your project.

#### Project 1:

Find information about a job. Interview a professional in your area.

Ask...

- ☀ What is this job called?
- ☀ Where do you do it?
- ☀ Are there special clothes for it? Which are they?
- ☀ What are your duties?
- ☀ Do you use special things/equipment for it?

...and take notes. Then make a poster about this job and bring it to class.

#### Project 2:

Find information about an old job that is 'endangered' today. Make a poster about it and bring it to class. Try to find photos of people that do this job.

Look at these sites:

- <http://dim-ag-ioann.eyv.sch.gr>, the site of the *Primary School of Agios Ioannis, Evrytania*. You can find information and photos on this site.
- <http://11dim-evosm.thess.sch.gr>, the site of the *11<sup>th</sup> Primary School of Evosmos, Thessaloniki*. You can find information about a lot of jobs here.

Try to find this information:

- ☀ What is this job called?
- ☀ Where do you do it?
- ☀ Are there special clothes for it? Which are they?
- ☀ What are your duties?
- ☀ Do you use special things/equipment for it?
- ☀ Why is it an "endangered" job?

### ▶▶ Idea!

The websites in your book are websites of two Primary schools in Greece. Has your school got a website? Yes? Then, you can upload your project on it!



Μπορείς να πας στο **glossary** και να συμπληρώσεις τις σημασίες των καινούργιων λέξεων στα Ελληνικά και στο **grammar corner** για να δεις τη γραμματική αυτού του κεφαλαίου.





# Self-Assessment test

1) Look at the pictures and match them to the phrases:


- a) Andrew is sweeping, b) Andrew is making the beds,
- c) Andrew is washing up, d) Andrew is ironing, e) Andrew is cooking
- f) Andrew is washing the floor, g) Andrew is setting the table



1)....., 2)....., 3)....., 4)....., 5)....., 6)....., 7).....

Points: / 7

2) Look at the picture and write three sentences about what the children are doing:



1. ....
2. ....
3. ....

Points: / 18

3) Match the pictures to the words:

- a) waiter, b) hairdresser, c) reporter, d) baker, e) doctor,
- f) nurse, g) teacher, h) policeman, i) bus driver



1)....., 2)....., 3)....., 4)....., 5)....., 6)....., 7)....., 8)....., 9).....

Points: / 9



## Self-Assessment test

4) Look at the information about an old job, the roving photographer, and fill in the missing words/phrases:



### Ο υπαίθριος φωτογράφος

Ο υπαίθριος φωτογράφος κάθε μέρα κατά τις 10 το πρωί ξεκινούσε από το σπίτι του γελαστός με τη φωτογραφική του μηχανή φορτωμένη στον ώμο. Στο χέρι κρατούσε έναν κουβά, όπου είχε μπουκάλια με ειδικό υγρό για την εμφάνιση της φωτογραφίας. Φορούσε συνήθως την άσπρη του στολή και έστηνε τη μηχανή του σε ένα τρίποδο σε πάρκα, όπου οι άνθρωποι έκαναν βόλτα και θα ήθελαν να έχουν μια όμορφη ανάμνηση της βόλτας τους.

Έβγαζε τη φωτογραφία του πελάτη του, την εμφάνιζε αμέσως, του την έδινε και πληρωνόταν. Δούλευε από το πρωί μέχρι τη δύση του ήλιου αργά το απόγευμα, όταν δηλαδή το φως δεν ήταν πια αρκετό για να βγάλει φωτογραφίες. Είναι ένα επάγγελμα που εξαφανίστηκε, όταν η τεχνολογία έφερε τις αυτόματες μηχανές και τις έγχρωμες φωτογραφίες και έτσι ο καθένας μπορούσε να βγάζει τις δικές του φωτογραφίες.

### AN OLD JOB

**Job:** roving photographer

**Place of work:** .....

**Colour of clothes:** .....

**What does he do?** he takes.....

**Hours of work:** from ..... o'clock in the.....till late in the.....

Points: / 6

Total: / 40

### CIRCLE THE CORRECT FACE AND TALK ABOUT WHAT YOU CAN DO

- ☺ ☹ ☹ I can talk about jobs around the house
- ☺ ☹ ☹ I can describe people's jobs
- ☺ ☹ ☹ I can talk about what people are doing now



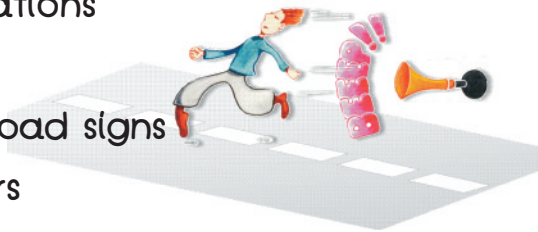
# Unit 8:

# Around the city



In this unit you will learn to:

- ✓ Talk about rules and regulations
- ✓ Talk about road safety
- ✓ Understand and describe road signs
- ✓ Give instructions and orders



## Strategy corner - Working in groups

◆ I like it when I work in a group because...	Yes No		◆ I don't like it when I work in a group because...	Yes No	
I get help from my classmates			I do a lot of work and some students do very little work. It's not fair		
We divide the work and the task is easier			I sometimes make mistakes and my classmates can see that		
I learn things from my classmates			I don't always do the work I like		
I can be in the same group with my friends and I like working with them			I want to do all the work and get all the credit alone		
I can choose what I want to do each time			I'm not always in the same group with my friends		

# Lesson 1:

## At the park



### 1 Warm - up

☀ Do you go to the park? What do you do there? Do you play football? Do you ride your bike? Do you walk on the grass? Do you litter? If there are animals, do you feed them?

### 2 Listen, read and find

The children are not at school. Listen, read and find: "Where are they?"

Andrew: Wow! A day at the park! No school today!

Nick: Great!!! Let's play football!

Andrew: Oh, No! We can't! Look at the sign!



**Don't play football**

Sophia: I **don't** like football, I like flowers. Come on, Betty, let's pick some flowers.

Betty: Yeahh!!! There **are** some beautiful flowers over there!

Sophia: Oh, No! We **can't**! Look at the sign!

Mrs Stathaki: And **don't** forget children! You can play in the park, but keep off the **grass** and **don't** litter!

Andrew: That's just great! **We** can't play football!

Betty: And we can't **pick** flowers, we can't walk on the grass! What *can* we do?



**Don't pick the flowers**



You've got 1 minute to find the secret phrase. It's a game that the children can play at the park. Write the phrase:.....Then, count the letters and write down your score:.....

3  New words!

Andrew, Sophia, Nick and Betty want to know what they can and what they can't do at the park. Can you help them? Look at the signs and match them to the pictures.

a. Don't pick the flowers

b. Keep off the grass

c. Don't feed the ducks

d. Don't play football

e. Follow the paths

f. Don't drink water here

g. Don't litter



1.



2.



3.



4.



5.



6.




7.

1....., 2....., 3....., 4....., 5....., 6....., 7.....

4  Write and speak

There are rules at the park, but there are rules at school, too. Can you think of school rules? Write your ideas and tell the class. Then, make signs. Hang your signs on your classroom walls. Look at these pictures for ideas.



 .....  
 .....  
 .....  
 .....  
 .....  
 .....  
 .....

And don't forget to keep these rules!



5   Listen and sing



*The Hokey Cokey song*



① *Put your right hand in  
Take your right hand out  
In, out, in, out  
And shake it all about  
Do the hokey cokey  
And turn around  
That's what it's all about*

② *Put your left hand in  
Take your left hand out  
In, out, in, out  
And shake it all about  
Do the hokey cokey  
And turn around  
That's what it's all about*



*Oh, the hokey cokey,  
Oh, the hokey cokey  
Oh, the hokey cokey  
Stretch your arms,  
Bend your knees,  
Clap your hands*

*Oh, the hokey cokey,  
Oh, the hokey cokey  
Oh, the hokey cokey  
Stretch your arms,  
Bend your knees,  
Clap your hands*



- ③ *Put your right foot in.....*
- ④ *Put your left foot in.....*
- ⑤ *Put your whole body in.....*

6  Let's play!

**Simon says!**

Listen to your teacher. Do what he/she says only if he/she says '**Simon says**'. If you make a mistake, you're out of the game. The **last person** to stay in the game is **the winner**.

Go to the door

Walk

Stand up

Bend your knees

Put your hand on your head

Stretch your arms

Put up your hand


Stop

Sit down

Run

7 Listen and write

Listen to the instructions on how you can write a secret message. Put the pictures in the correct order. Write the numbers in the boxes.



▶▶ Idea! Write secret messages and play a game in class!



Remember!	We can talk about rules in these ways:	
	✓	✗
	Sit down, Keep off the grass	Don't talk, Don't litter
	You can play in the park	You can't pick flowers

# Lesson 2:

## A traffic warden visits our school

### 1 Warm - up

☀ Do you know any road signs? Which ones do you know? Do you watch out for cars when you are crossing the street? What does a red or a green traffic light mean?

### 2 Listen, read and find


Mr Kanellopoulos, a traffic warden is in the classroom. Listen, read and find: "What is he talking about?"


**Mrs Stathaki:** Good morning, children. Today, **Mr** Kanellopoulos, a traffic warden, is going to talk to you about road signs and what you must know when you **cross** the street.


**Mr Kanellopoulos:** Good morning, children.

**Children:** Good morning, sir.


**Mr Kanellopoulos:** I'm going to **talk** to you about road signs.

Do you know this **sign**? 

It means: "Stop your **car** or bus here". And this sign? 

It means: "You can't drive at more than **fifty** kilometres an hour". And what about this one? 

It means: "Wait. You mustn't cross the road now".

And this one? 

It means: "Go. You can cross the road now".

Do you know **this** one? 

It means: "You can't ride your **bicycle** here". And this one? 

**Children:** We know this sign! It's outside our school!

**Mr Kanellopoulos:** What does it mean?

**Children:** "You can't drive your car or bus fast, children cross the road here".




You've got 1 minute to find the secret phrase. It's what Mr Kanellopoulos is talking to the children about. Write the phrase:.....Then, count the letters and write down your score:.....

3 New words! (+ app.I)

Andrew, Sophia, Nick and Betty want to learn about road safety. Can you help them? Match the pictures to the words. Write the letters next to the numbers:

a) crossing, b) traffic lights, c) seat belt, d) pavement, e) pedestrian



1.



2.



3.



4.



5.

1....., 2....., 3....., 4....., 5.....

Now match these road signs to the phrases. Write the letters next to the numbers:



1. Απαγορεύεται η στάση και η στάθμευση



2. Προσοχή, άλλοι κίνδυνοι



3. Απαγορεύεται η αριστερή στροφή



4. Απαγορεύεται η χρήση ηχητικών σημάτων



5. Κίνδυνος λόγω διάβασης πεζών



6. Τέλος ορίου ταχύτητας



7. Προσοχή, επικίνδυνες στροφές



8. Απαγορεύεται η είσοδος σε όλα τα οχήματα



9. Απαγορεύεται η είσοδος σε πεζούς



10. Υποχρεωτική πορεία προς τα εμπρός

- a. Don't turn left here   b. You can't park your car here  
 c. Be careful, there are pedestrians here   d. You can't drive your car into this road  
 e. Be careful, there is danger ahead   f. You can't walk here  
 g. You can drive at more than 40 kmph   h. You can't sound your horn here  
 i. Be careful, there are dangerous turns ahead   j. You must go straight ahead

1....., 2....., 3....., 4....., 5....., 6....., 7....., 8....., 9....., 10.....